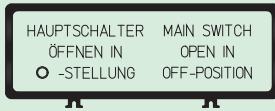
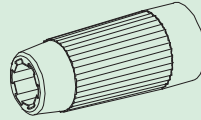


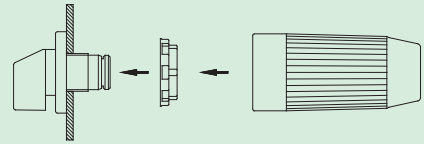
Additional top escutcheon plates/Assembly tool



FAZ2-8041



218098



Additional top escutcheon plates

with additional inscription to be clipped on the escutcheons and padlock devices

Order code number

Escutcheon frame plate black, legend plate silver, without inscription (can be engraved)	FAZ2 - 8000
Escutcheon frame plate black, legend plate silver, inscription black, inscription FA 8... (see page 82)	FAZ2 - 8...
Escutcheon frame plate black, legend plate silver, inscription black, special engraving	FAZ2 - (special no.)
Escutcheon frame plate black, legend plate yellow, without inscription (can be engraved)	FBZ2 - 8000
Escutcheon frame plate black, legend plate yellow, inscription black, inscription FA 8... (see page 82)	FBZ2 - 8
Escutcheon frame plate black, legend plate yellow, inscription black, special engraving	FBZ2 - (special no.)
Escutcheon frame plate black, legend plate black, without inscription (can be engraved)	FCZ2 - 8000
Escutcheon frame plate black, legend plate black, inscription silver, inscription FA 8... (see page 82)	FCZ2 - 8...
Escutcheon frame plate black, legend plate black, inscription silver, special engraving	FCZ2 - (special no.)
Escutcheon frame plate black, legend plate white, without inscription (can be engraved)	FDZ2 - 8000
Escutcheon frame plate black, legend plate white, inscription black, inscription FA 8... (see page 82)	FDZ2 - 8...
Escutcheon frame plate black, legend plate white, inscription black, special engraving	FDZ2 - (special no.)
Escutcheon frame plate black, legend plate black, without inscription (can be engraved)	FEZ2 - 8000
Escutcheon frame plate black, legend plate black, inscription white, inscription FA 8... (see page 82)	FEZ2 - 8...
Escutcheon frame plate black, legend plate black, inscription white, special engraving	FEZ2 - (special no.)
Escutcheon frame plate black (without legend plate)	FAZ2

Legend plates for additional top escutcheon plates

Legend plate silver, without inscription (can be engraved)	FAS2 - 8000
Legend plate silver, inscription black, inscription FA 8... (see page 82)	FAS2 - 8...
Legend plate silver, inscription black, special engraving	FAS2 - (special no.)
Legend plate yellow, without inscription (can be engraved)	FBS2 - 8000
Legend plate yellow, inscription black, inscription FA 8... (see page 82)	FBS2 - 8...
Legend plate yellow, inscription black, special engraving	FBS2 - (special no.)
Legend plate black, without inscription (can be engraved)	FCS2 - 8000
Legend plate black, inscription silver, inscription FA 8... (see page 82)	FCS2 - 8...
Legend plate black, inscription silver, special engraving	FCS2 - (special no.)
Legend plate white, without inscription (can be engraved)	FDS2 - 8000
Legend plate white, inscription black, inscription FA 8... (see page 82)	FDS2 - 8...
Legend plate white, inscription black, special engraving	FDS2 - (special no.)
Legend plate black, inscription white, inscription FA 8... (see page 82)	FES2 - 8...
Legend plate black, inscription white, special engraving	FES2 - (special no.)

Assembly tool for single hole mounting

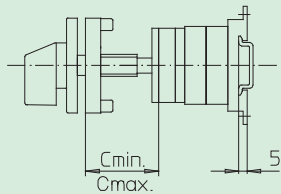
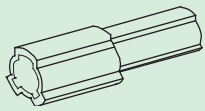
suitable for the fast assembly of escutcheons and padlock devices

Types	Order code number
P110 / P220 / P225 / M220 / M225 / T225	218098

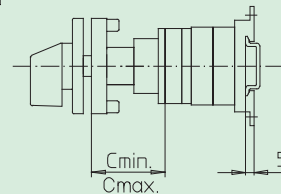
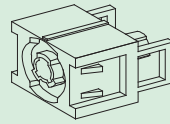
Rotary Cam Switches

Technical Information Accessories

Shaft extensions



AVD2



AVC2-

Modular shaft extensions for mounting forms with door clutch or door interlock














C_{min}	C_{max}	number	Order code number
Door clutch			
42 mm	59 mm	–	–
60 mm	84 mm	1	AVD2
85 mm	109 mm	2	AVD2
110 mm	134 mm	3	AVD2
135 mm	159 mm	4	AVD2
160 mm	184 mm	5	AVD2
185 mm	209 mm	6	AVD2
Door interlock			
42 mm	57 mm	–	–
64 mm	82 mm	1	AVC2 - 1
89 mm	107 mm	1	AVC2 - 2
114 mm	132 mm	1	AVC2 - 3
139 mm	157 mm	1	AVC2 - 4
164 mm	182 mm	1	AVC2 - 5
189 mm	207 mm	1	AVC2 - 6

Please note: AVC-2 to AVC2-6 have additional parts to aid the stability of the extended shaft modules

The dot in the order code number must be replaced by the classification letter which identifies the key removable positions. Due to the construction of the locking cylinder the key can also be removed at 180 degrees of the designated position.




















Type P110

Standard cylinder lock L001. Other lock types on request.

 key removable at 09h / 03h	 key removable at 01h / 07h
 key removable at 12h / 06h	 key removable at 10h / 12h / 02h / 04h / 06h / 08h
 key removable at 09h / 12h / 03h / 06h	 key removable at 11h / 01h / 05h / 07h
 key removable at 09h / 11h / 01h / 03h / 05h / 07h	 key removable at 10h / 12h / 04h / 06h
 key removable at 10h / 04h	 key removable at 12h / 02h / 06h / 08h
 key removable at 02h / 08h	 key removable at 10h / 02h / 04h / 08h
 key removable at 11h / 05h	

Types P220 / P225 / M220 / M225 / T225


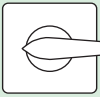


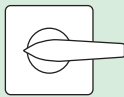
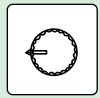
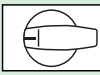
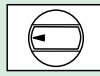
Standard cylinder lock C001. Other lock types on request.

 key removable at 09h / 03h	 key removable at 11h / 05h
 key removable at 12h / 06h	 key removable at 01h / 07h
 key removable at 09h / 12h / 03h / 06h	 key removable at 10h / 12h / 02h / 04h / 06h / 08h
 key removable at 09h / 11h / 01h / 03h / 05h / 07h	 key removable at 11h / 01h / 05h / 07h
 key removable at 10h / 04h	 key removable at 10h / 12h / 04h / 06h
 key removable at 02h / 08h	 key removable at 12h / 02h / 06h / 08h
 key removable at 09h / 10.30h / 12h / 01.30h / 03h / 04.30h / 06h / 07.30h	 key removable at 10h / 02h / 04h / 08h
 key removable at 10.30h / 04.30h	 key removable at 09h / 10.30h / 03h / 04.30h
 key removable at 01.30h / 07.30h	 key removable at 10.30h / 12h / 04.30h / 06h
 key removable at 09h / 10h / 11h / 12h / 01h / 02h / 03h / 04h / 05h / 06h / 07h / 08h	

Rotary Cam Switches

Technical Information Operators

Operator variants for mounting forms with escutcheon and handle

Operator Suitable for Types		Colour escutcheon	Colour legend plate	Colour operator	Change of order code number
M-handle P110, P220, P225, M220, M225, T225, S432, S440, S606, S608, S612		black grey white black black black	silver silver silver yellow silver black	black grey white red red black - - ...M1 - - ...M2 - - ...M3 - - ...M4 - - ...M5 - - ...M8
F-handle P220, P225, M220, M225, T225		black grey white black black black	silver silver silver yellow silver black	black grey white red red black - - ...F1 - - ...F2 - - ...F3 - - ...F4 - - ...F5 - - ...F8
B-handle P220, P225, M220, M225, T225, S432, S440, S606, S608, S612, S825		black grey white black black black	silver silver silver yellow silver black	black grey white red red black - - ...B1 - - ...B2 - - ...B3 - - ...B4 - - ...B5 - - ...B8
N-handle P220, P225, M220, M225, T225, S432, S440		black grey white black black black	silver silver silver yellow silver black	black grey white red red black - - ...N1 - - ...N2 - - ...N3 - - ...N4 - - ...N5 - - ...N8
G-handle S432, S440, S606, S608, S612, S825		black black black black	silver yellow silver black	black red red black - - ...G1 - - ...G4 - - ...G5 - - ...G8
R-handle P220, P225, M220, M225, T225, S432, S440		black grey white black black	silver silver silver yellow silver	black grey white red red - - ...R1 - - ...R2 - - ...R3 - - ...R4 - - ...R5
Installation mounting for 45 mm aperture in Panel/Distribution boards:					
M-handle P220, P225, M220, M225 T225		grey grey grey	silver silver yellow	black grey red - - ...M1 - - ...M2 - - ...M4
N-handle P220, P225, M220, M225, T225		grey grey grey	silver silver yellow	black grey red - - ...N1 - - ...N2 - - ...N4

Operator variants for mounting forms with padlock device

Operator Suitable for Types		Colour escutcheon	Colour legend plate	Colour operator	Change of order code number
N-padlock device P220, P225, M220, M225, T225, S432, S440, S606, S608, S612		black	white	black	... - ... - ...N1
		grey	white	grey	... - ... - ...N2
		yellow	white	red	... - ... - ...N4
		grey	white	black	... - ... - ...N6
		yellow	white	black	... - ... - ...N7
		operator external dimension	max. number of padlocks	hasp diameter of padlock	
		67 × 67 mm	3	4 mm (min) / 8 mm (max)	
		88 × 88 mm	4	5 mm (min) / 9 mm (max)	
M-padlock device P110, P220, P225, M220, M225, T225, S432, S440, S606, S608, S612		black	white	black	... - ... - ...M1
		grey	white	grey	... - ... - ...M2
		yellow	white	red	... - ... - ...M4
		grey	white	black	... - ... - ...M6
		yellow	white	black	... - ... - ...M7
		operator external dimension	max. number of padlocks	hasp diameter of padlock	
		48 × 48 mm	3	3 mm (min) / 5 mm (max)	
		67 × 67	3	4 mm (min) / 8 mm (max)	
		88 × 88 mm	4	5 mm (min) / 9 mm (max)	
B-padlock device S432, S440, S606, S608, S612, S825		black	silver	black	... - ... - ...B1
		black	yellow	red	... - ... - ...B4
		black	black	black	... - ... - ...B8
		operator external dimension	max. number of padlocks	hasp diameter of padlock	
		75 × 114 mm	4	5 mm (min) / 8 mm (max)	
		98 × 142	4	5 mm (min) / 8 mm (max)	
		130 × 178 mm	4	5 mm (min) / 8 mm (max)	
H-padlock device S432, S440, S606, S608, S612, S825		black	silver	black	... - ... - ...H1
		black	yellow	red	... - ... - ...H4
		black	black	black	... - ... - ...H8
		operator external dimension	max. number of padlocks	hasp diameter of padlock	
		75 × 114 mm	4	5 mm (min) / 8 mm (max)	
		98 × 142	4	5 mm (min) / 8 mm (max)	
		130 × 178 mm	4	5 mm (min) / 8 mm (max)	
Padlockable with V-handle P110, P220, P225, M220, M225, T225, S432, S440		black	silver	black	... - ... - ...V1
		black	yellow	red	... - ... - ...V4
		operator external dimension	max. number of padlocks	hasp diameter of padlock	
		48 × 48 mm	2	3 mm (min) / 5 mm (max)	
		64 × 64 mm	3	4 mm (min) / 6 mm (max)	
Padlockable with L-handle P110, P220, P225, M220, M225, T225		black	silver	black	... - ... - ...L1
		black	yellow	red	... - ... - ...L4
		operator external dimension	max. number of padlocks	hasp diameter of padlock	
		48 × 48 mm	2	3 mm (min) / 5 mm (max)	

Installation mounting for 45 mm aperture in Panel/Distribution boards:

Padlockable with V-handle P220, P225, M220, M225 T225		grey	silver	black	... - ... - ...V1
		grey	yellow	red	... - ... - ...V4
		operator external dimension	max. number of padlocks	hasp diameter of padlock	
		45 × 52.5 mm	2	3 mm (min) / 5 mm (max)	
Padlockable with L-handle P220, P225, M220, M225, T225		grey	silver	black	... - ... - ...L1
		grey	yellow	red	... - ... - ...L4
		operator external dimension	max. number of padlocks	hasp diameter of padlock	
		45 × 52.5 mm	2	3 mm (min) / 5 mm (max)	